



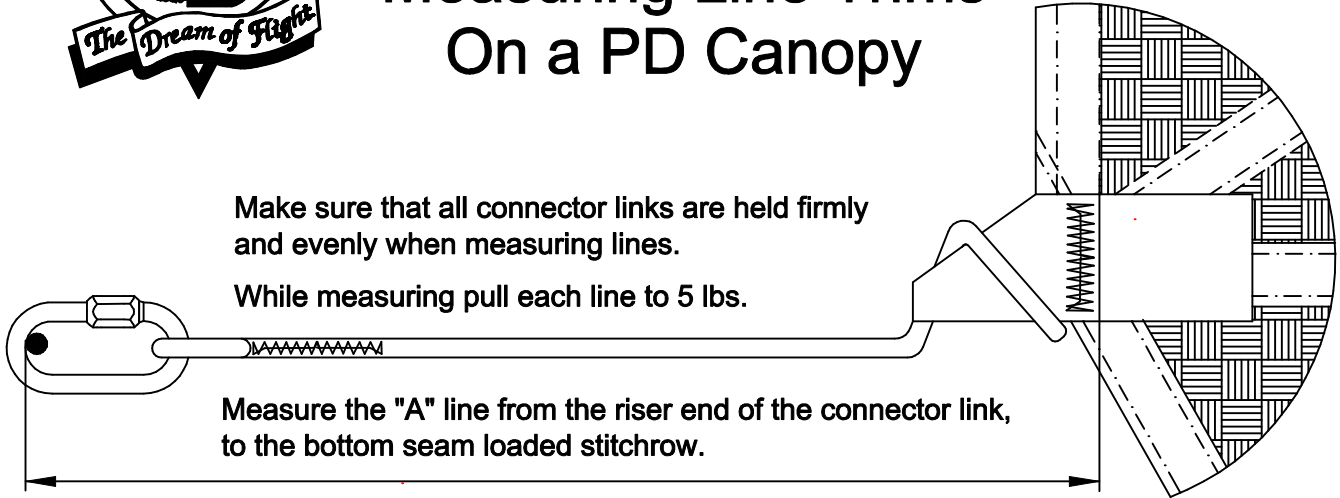
1300 E. International Spdwy. Blvd.  
 DeLand, FL 32724  
 386-738-2224

# Measuring Line Trims On a PD Canopy

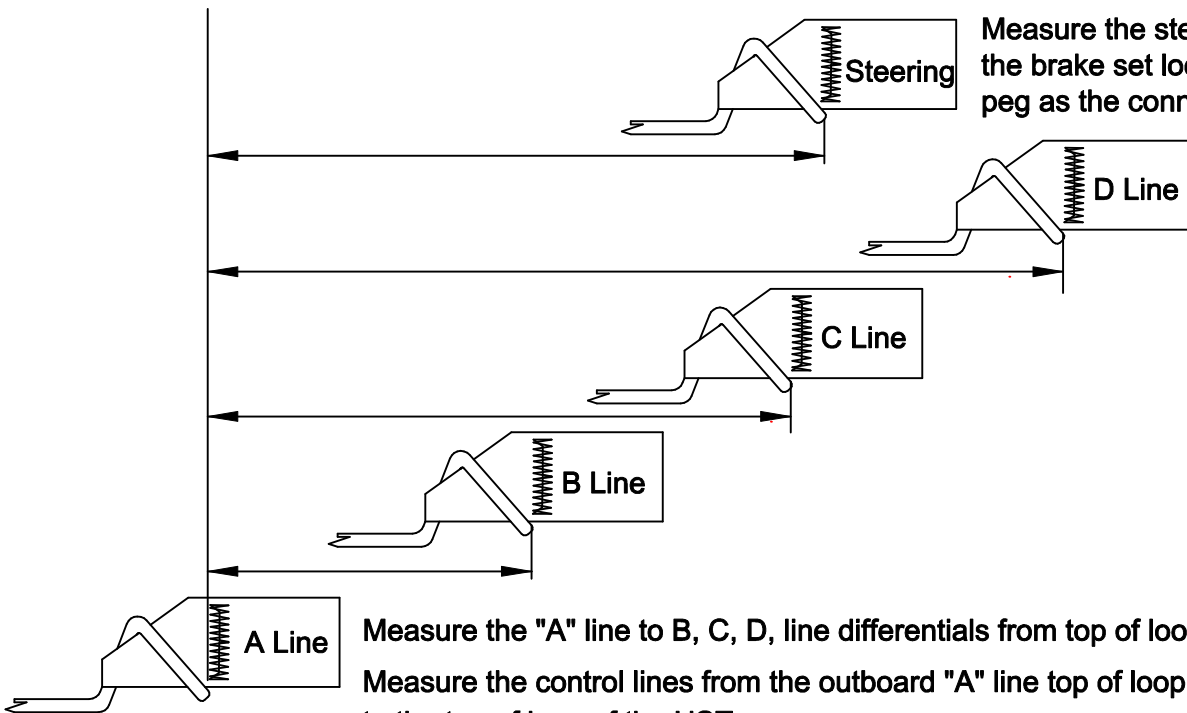
Make sure that all connector links are held firmly and evenly when measuring lines.

While measuring pull each line to 5 lbs.

Measure the "A" line from the riser end of the connector link, to the bottom seam loaded stitchrow.



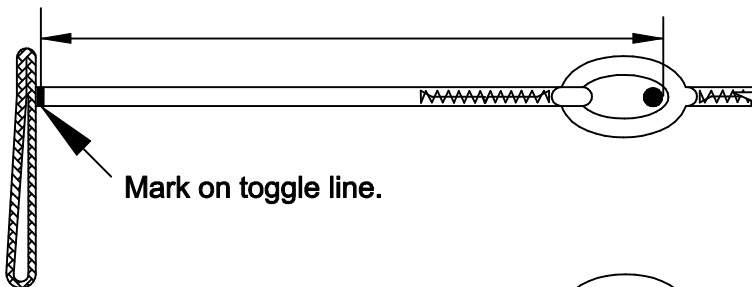
Measure the steering lines with the brake set loop on the same peg as the connector links.



Measure the "A" line to B, C, D, line differentials from top of loop to top of loop.

Measure the control lines from the outboard "A" line top of loop to the top of loop of the UST.

Measure the Brake to Toggle (BK-TOG), from the peg to the toggle mark on the steering line.



Mark on toggle line.

Measure the Lower Steering Line (LST) from the peg to the Upper Steering Line (UST) fingertrap cascade junction.

